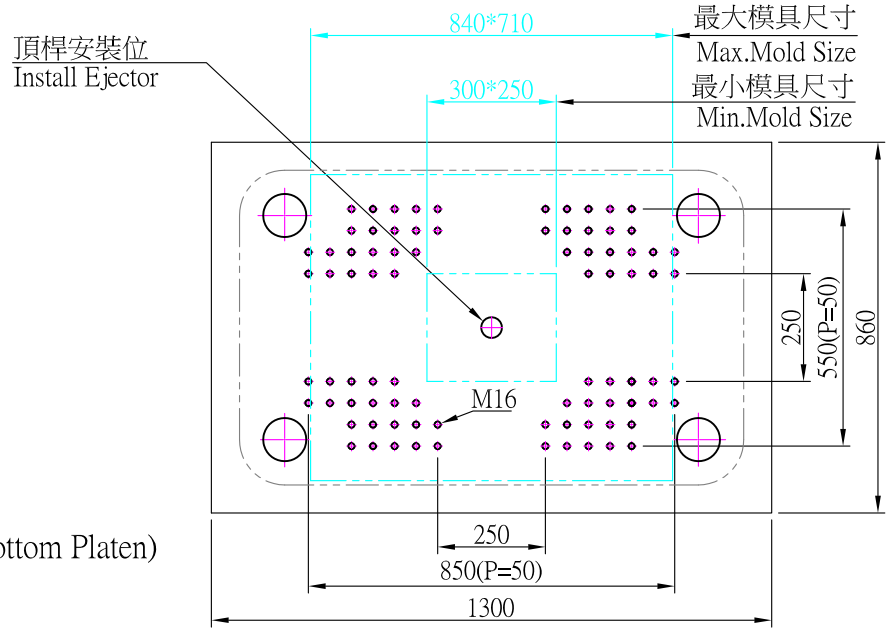
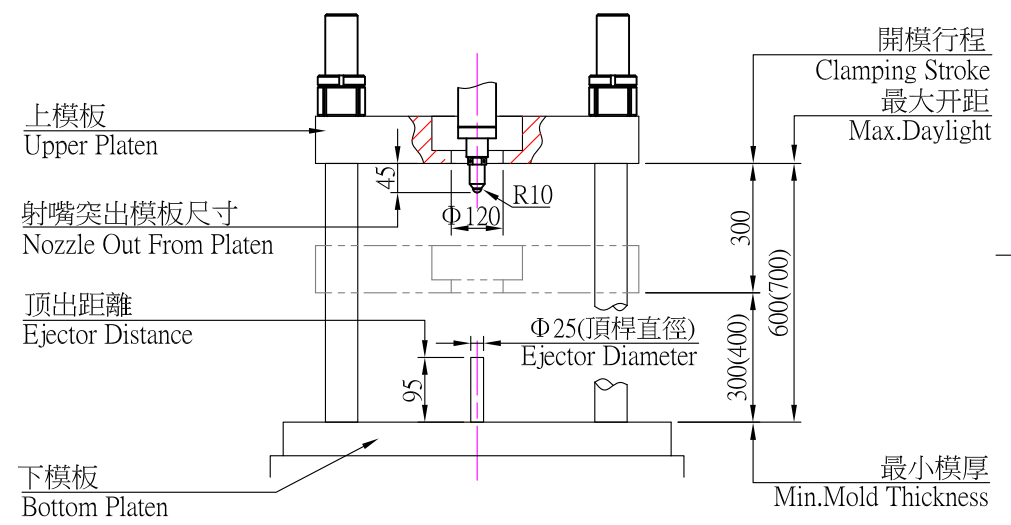
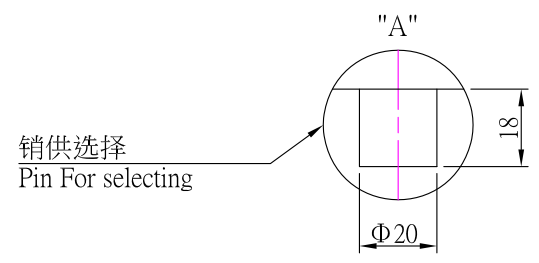
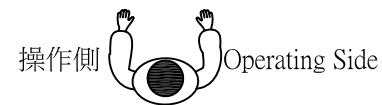


上模板(Upper Platen)



下模板(Bottom Platen)



開合模規格示意圖(Clamping Unit Diagram)

備注Remark:
 最小模厚，最大開距括號內的數字是指加增高環後的尺寸。
 The numbers in brackets are the min. mold thickness and max. daylight after adding extension rings.



Drawn By	Checked By	Approved By
RD05.QRJ Jun.23.2011	RD10.ZHS Jun.24.2011	

Projection Type

Unit	Scale	Edition
mm	1:17	1

Machine Type	V160
Drawing Name	裝模尺寸 (Mold Platen Layout)
Drawing NO.	V160-MB